

# Keysight Technologies

## N9342C Handheld Spectrum Analyzer (HSA) 7 GHz

Data Sheet



## Field testing just got easier

[www.keysight.com/find/hsa](http://www.keysight.com/find/hsa)

If you are making measurements in the field, the N9342C handheld spectrum analyzer (HSA) makes your job easier. It's got the features you need for operating in tough field environments, and its measurement performance gives you confidence the job's been done right. The N9342C HSA lets you automate routine tasks to save time and ensure consistent results. Field testing just got easier with the Keysight Technologies, Inc. N9342C HSA.

Your job just got easier:

- Get the features you need in a field-ready instrument.
- Gain confidence in your measurements with benchtop performance in a handheld instrument.
- Innovative task planner ([www.keysight.com/find/taskplanner](http://www.keysight.com/find/taskplanner)) reduces test setup time by 95%, delivers test automation and consistency, and makes it easy to capture test results, generate reports, and share task plans with others.

## Definitions and requirements

This data sheet contains specifications and supplemental information for the Keysight N9342C handheld spectrum analyzer. The differences between specifications, typical performance, and nominal values are described as follows.

### Definitions

"Specifications" describe the performance of parameters covered by the product warranty and apply to temperatures ranging from -10 to 50 °C, unless otherwise noted.

95th percentile values indicate the breadth of the population (> 2) of performance tolerances expected to be met in 95% of the cases with a 95% confidence, for any ambient temperature in the range of 20 to 30 °C. In addition to the statistical observations of a sample of instruments, these values include the effects of the uncertainties of external calibration references. These values are not warranted. These values are updated occasionally if a significant change in the statistically observed behavior of production instruments occurs.

"Typical" describes additional product performance information that is not covered by the product warranty. It is performance beyond specification that 80% of the units exhibit with a 95% confidence level over the temperature range of 20 to 30 °C. Typical performance does not include measurement uncertainty.

"Nominal values" indicate expected performance, or describe product performance that is useful in the application of the product, but is not covered by the product warranty.


## Conditions required to meet specifications

The following conditions must be met for the analyzer to meet its specifications.

- The analyzer is within its calibration cycle.
- Under auto couple control, except when Swp Time Rule is set to Accuracy.
- Any analyzer that has been stored at a temperature range inside the allowed storage range but outside the allowed operating range must be stored at an ambient temperature within the allowed operating range for at least two hours before being turned on.
- The analyzer has been turned on at least 30 minutes.

## Certification

Keysight certifies that this product met its published specifications at the time of shipment from the factory. Keysight further certifies that its calibration measurements are traceable to the United States National Institute of Standards and Technology (NIST), to the extent allowed by the Institute's calibration facility, and to the calibration facilities of other International Standards Organization (ISO) members.



## Specifications

Specification		Supplemental information	
<b>Frequency</b>			
Frequency range	100 kHz to 7 GHz (usable to 9 kHz)	AC coupled. Select Option BB1 for low frequency performance enhancement	
<b>Internal 10 MHz frequency reference accuracy</b>			
Aging rate	± 1 ppm/year		
Temperature stability	± 1 ppm	Referenced to frequency reading at 25 °C. Temperature varied at max. of 2 °C per minute. Control voltage held at voltage control range midpoint	
<b>Frequency readout accuracy with marker (start, stop, center, marker)</b>			
Marker resolution	(frequency span)/(sweep points - 1)		
Uncertainty	± (frequency indication × frequency reference uncertainty + 1% × span + 20% × resolution bandwidth + marker resolution + 1 Hz)	Frequency reference uncertainty = (aging rate × period of time since adjustment + temperature stability)	
<b>Marker frequency counter</b>			
Resolution	1 Hz		
Accuracy	± (marker frequency × frequency reference uncertainty + counter resolution)	RBW/span ≥ 0.02; marker level to displayed noise level > 25 dB; frequency offset 0 Hz	
<b>Frequency span</b>			
Range	0 Hz (zero span), 100 Hz to 7 GHz		
Resolution	1 Hz		
Accuracy	± (0.22% × span + span/(sweep points - 1))	Nominal	
<b>SSB phase noise</b>			
Carrier offset	30 kHz	< -86 dBc/Hz, typical -89 dBc/Hz	20 to 30 °C
	100 kHz	< -97 dBc/Hz, typical -99 dBc/Hz	Center frequency 500 MHz
	1 MHz	< -115 dBc/Hz, typical -119 dBc/Hz	
<b>Resolution bandwidth (RBW)</b>			
-3 dB bandwidth	10 Hz to 3 MHz	1-3-10 sequence	
Accuracy	± 5%, RBW = 10 Hz to 1 MHz	Nominal	
	± 10%, RBW = 3 MHz		
Resolution filter shape factor	< 5:1	Nominal; 60 dB/3 dB bandwidth ratio; digital, Gaussian-like	
EMI bandwidth (CISPR compliant)	200 Hz, 9 kHz, 120 kHz, 1 MHz	Option EMC required	
Accuracy	± 10% nominal		
Resolution filter shape factor	< 5:1 nominal	-60 dB/-6 dB bandwidth ratio	
<b>Video bandwidth (VBW)</b>			
-3 dB bandwidth	1 Hz to 3 MHz	1-3-10 sequence	
Accuracy	± 10%, VBW = 1 Hz to 1 MHz	Nominal	

## Specifications *(continued)*

Amplitude specifications		Supplemental information	
<b>Measurement range</b>			
100 kHz to 2 MHz	Displayed average noise level (DANL) to +10 dBm	Preamp off	
2 MHz to 7 GHz	Displayed average noise level (DANL) to +20 dBm		
Input attenuator range	0 to 50 dB, in 1 dB steps		
<b>Maximum safe input level</b>			
Average continuous power	+33 dBm, 3 minutes maximum	Input attenuator setting $\geq 20$ dB, 2 MHz to 7 GHz	
DC voltage	$\pm 50$ VDC maximum		
<b>Displayed average noise level <sup>1</sup></b>			
Preamp off	Normalized to 1 Hz	Minimum RBW	
100 kHz to 1 MHz	-108 dBm, typical -127 dBm	-98 dBm, typical -117 dBm	
1 to 10 MHz	-128 dBm, typical -146 dBm	-118 dBm, typical -136 dBm	
10 to 500 MHz	-142 dBm, typical -146 dBm	-132 dBm, typical -136 dBm	
500 MHz to 2.5 GHz	-141 dBm, typical -145 dBm	-131 dBm, typical -135 dBm	Reference level $\leq -50$ dBm
2.5 to 4 GHz	-140 dBm, typical -144 dBm	-130 dBm, typical -134 dBm	
4 to 6 GHz	-138 dBm, typical -142 dBm	-128 dBm, typical -132 dBm	
6 to 7 GHz	-136 dBm, typical -140 dBm	-126 dBm, typical -130 dBm	
<b>Preamp on</b>			
100 kHz to 1 MHz	-131 dBm, typical -150 dBm	-121 dBm, typical -140 dBm	
1 to 10 MHz	-148 dBm, typical -163 dBm	-138 dBm, typical -153 dBm	
10 to 500 MHz	-161 dBm, typical -164 dBm	-151 dBm, typical -154 dBm	
500 MHz to 2.5 GHz	-159 dBm, typical -162 dBm	-149 dBm, typical -152 dBm	Reference level $\leq -70$ dBm
2.5 to 4 GHz	-158 dBm, typical -161 dBm	-148 dBm, typical -151 dBm	
4 to 6 GHz	-155 dBm, typical -158 dBm	-145 dBm, typical -148 dBm	
6 to 7 GHz	-150 dBm, typical -154 dBm	-140 dBm, typical -144 dBm	
<b>Level display range</b>			
Log scale	10 to 100 dB, 10 divisions displayed, 1, 2, 5, 10 dB/division		
Linear scale	0 to 100%, 10 divisions displayed		
Scale units	dBm, dBmV, dB $\mu$ V, W, V, dBmV EMF, dB $\mu$ V EMF, V EMF		
Sweep (trace) points	461		
Number of markers	6		
Marker functions	Normal, frequency counter, noise marker, band power and AM/FM demod (tune and listen)		
Marker level readout resolution	Log scale	0.01 dB	
	Linear scale	$\leq 1\%$ of signal level	Nominal
Detectors	Normal, positive peak, sample, negative peak, average (video, RMS, voltage), quasi-peak (option EMC required)		
Number of traces	4		

1. RMS detector, trace averaging  $> 40$ , 0 dB input attenuation, input terminated 50  $\Omega$ , 1 kHz resolution bandwidth, 20 to 30 °C.

## Specifications *(continued)*

Amplitude specifications (continued)		Supplemental information		
<b>Level display range (continued)</b>				
Trace functions	Clear/write, maximum hold, minimum hold, average			
Level measurement error	Excluding input VSWR mismatch $\pm 1.5$ dB	20 to 30 °C, 30 to 70% RH, peak detector, preamp off, input signal $-50$ to $0$ dBm, 95% percentile Swp Time Rule is set to Accuracy Adds $\pm 0.3$ dB when Swp Time Rule is set to Speed Adds $\pm 0.4$ dB with 5-min warm-up		
<b>Reference level <sup>1</sup></b>				
Setting range	$-100$ to $30$ dBm		Steps of $1$ dB	
Setting resolution	Log scale	$0.01$ dB		
	Linear scale	Same as log ( $2.236 \mu\text{V}$ to $7.07$ V)		
Accuracy	$0$			
<b>RF input VSWR (at tuned frequency)</b>				
10 MHz to 3 GHz	$< 1.5:1$		Nominal, 10 or 20 dB attenuation	
3 to 7 GHz	$< 2.0:1$			
<b>Spurious response</b>				
Second harmonic distortion	$< -65$ dBc, 50 MHz to 3 GHz $< -70$ dBc, 3 to 7 GHz		Mixer signal level at $-30$ dBm, input attenuation $0$ dB, preamp off, 20 to 30 °C	
Third order intermodulation distortion (third order intercept)	5-min warm-up		Two $-20$ dBm tones at input mixer, spaced by $100$ kHz, input attenuation $0$ dB, preamp off, reference level $\geq -30$ dBm, 20 to 30 °C	
	50 to 300 MHz	$+5.5$ dBm		$+7$ dBm
	300 MHz to 7 GHz	$+8.5$ dBm		$+10$ dBm
Input related spurious	$< -73.5$ dBc	$< -75$ dBc	$-30$ dBm signal at input mixer Exception: $-65$ dBc (F1-21.4 MHz, with F1 input frequency) $-65$ dBc (F1-5.35 MHz, with F1 input frequency) $-65$ dBc (F1=4155 MHz, with F1 input frequency)	
Inherent residual response	$< -85$ dBm, typical $-93$ dBm	$< -90$ dBm, typical $-98$ dBm	Input terminated and $0$ dB RF attenuation, preamplifier off	

1. Reference level only affects the display not the measurement, so trace data markers do not cause additional errors in measurement results.

## Specifications *(continued)*

Sweep specifications		Supplemental information
<b>Sweep time</b>		
Range	2 ms to 1000 s	Span $\geq$ 100 Hz
	600 ns to 200 s	Span = 0 Hz (zero span)
Sweep mode	Continuous, single	
Sweep time rule	Accuracy, speed	
Trigger source	Free run, video, external, RF burst	
Trigger slope	Selectable positive or negative edge	
Trigger delay	$\pm$ 12 ms to $\pm$ 12 s	Nominal, span = 0 Hz (zero span)
<b>Front panel input/output</b>		<b>Supplemental information</b>
<b>RF input</b>		
Connector and impedance	Type-N female, 50 $\Omega$	Nominal
<b>10 MHz reference/external trigger input</b>		
Reference input frequency	10 MHz	
Reference input amplitude	0 to +10 dBm	
Trigger voltage	5 V TTL level	Nominal
Connector	BNC female, 50 $\Omega$	Nominal
<b>Probe power</b>		
Voltage/current	+15 Vdc, $\pm$ 7% at 0 to 150 mA (nominal)	
	-12.6 Vdc, $\pm$ 10% at 0 to 150 mA (nominal)	
	GND	
<b>Connectivity</b>		
USB host	USB Type-A female, compatible with USB 2.0 full speed	
USB device	USB Type-mini AB female, compatible with USB 2.0 full speed	
LAN	RJ-45, 10 Base-T	
<b>General specifications</b>		<b>Supplemental information</b>
<b>Display</b>		
Resolution	640 pixels x 480 pixels	
Size and type	170 mm (6.5 in) TFT color display	
<b>Internal memory</b>		
System memory	64 MB	For system use. Not user accessible.
User memory	64 MB	User accessible. Able to store about 14,000 traces.
<b>Languages</b>		
On-screen GUI	English, Simplified Chinese, Traditional Chinese, French, German, Italian, Japanese, Korean, Russian, Spanish, Portuguese	

## Specifications *(continued)*

General specifications (continued)		Supplemental information
<b>Power requirements and calibration</b>		
Adaptor voltage	100 to 240 V AC, 50 to 60 Hz	Auto-ranging
	15 V DC, 5.3 A, 80 W max	
Power consumption	15 W	Typical
Battery operating time (fully charged battery)	4 hours	Tracking generator off, preamplifier on
	3 hours	Tracking generator on, preamplifier on
Charging time	3 hours	
Life time	300 to 500 charge cycles	
Warm-up time	5 minutes	
Calibration cycle	One year	
<b>Environmental and size</b>		
Temperature range	-10 to +50 °C	Operating (battery: 0 to 50 °C)
	-40 to +70 °C	Storage (battery: -20 to 50 °C)
Altitude	9,144 meters (30,000 feet)	Operating with battery
	3,000 meters (9,840 feet)	Operating with AC to DC adapter
	15,240 meters (50,000 feet)	Non-operating
Relative humidity	< 95%	
Weight	3.2 kg (7 lbs)	Net (shipping) approximately, 3.6 kg (7.9 lbs) with battery
Dimensions	318 mm × 207 mm × 69 mm (12.5 in × 8.15 in × 2.7 in)	Approximately (W × H × D)
<b>Option specifications</b>		<b>Supplemental information</b>
<b>Channel scanner (Option SCN)</b>		
Scan modes	Top N, bottom N, and list	
Channels displayed	1 to 20	
Display orientation	Vertical	Number of channels ≤ 5
	Horizontal	Number of channels > 5
Chart	Bar chart, and time chart	
Log file	.CSV and .KML	
Radio standards	Pre-defined and user-defined. Pre-defined standards include the major wireless communication standards such as GSM, CDMA, W-CDMA, LTE, WiMAX, etc.	
<b>Spectrum monitor (Option SIM)</b>		
Display modes	Spectrogram	
	Spectrum trace	
	Combination of spectrogram and spectrum trace in one screen	
<b>RF preamplifier (Option PA7)</b>		
Frequency range	100 kHz to 7 GHz	
Gain	25 dB	Nominal
<b>Tracking generator (Option TG7)</b>		
Frequency range	5 MHz to 7 GHz	
Output level	0 to -20 dBm	1 dB steps
VSWR	< 2.0:1	Nominal
Connector and impedance	Type-N female, 50 Ω	

## Specifications (continued)

Option specifications (continued)		Supplemental information
<b>AM/FM modulation analysis (Option AMA)</b>		
Frequency range	10 MHz to 7 GHz	
Carrier power accuracy	± 1.8 dB	Nominal
Carrier power range	-30 to +10 dBm	100 kHz to 2 MHz
	-30 to +20 dBm	2 MHz to 7 GHz
Carrier power displayed resolution	0.01 dBm	
<b>AM measurement</b>		
Modulation rate	20 Hz to 100 kHz	
Accuracy	1 Hz	Nominal (modulation rate < 1 kHz)
	< 0.1% modulation rate	Nominal (modulation rate > 1 kHz)
Depth	5 to 95%	
Accuracy	± 4%	Nominal
<b>FM measurement</b>		
Modulation rate	20 Hz to 200 kHz	
Accuracy	1 Hz	Nominal (modulation rate < 1 kHz)
	< 0.1% modulation rate	Nominal (modulation rate > 1 kHz)
Depth	20 Hz to 400 kHz	
Accuracy	± 4%	Nominal
<b>ASK/FSK modulation analysis (Option DMA)</b>		
Frequency range	2.5 MHz to 6 GHz	
Carrier power accuracy	± 2 dB	Nominal
Carrier power range	-30 to +20 dBm	Nominal
Carrier power displayed resolution	0.01 dBm	
<b>ASK measurement</b>		
Symbol rate range	100 Hz to 100 kHz	
Modulation depth/index	5 to 95%	
Accuracy	± 4%	Nominal
Displayed resolution	0.1%	
<b>FSK measurement</b>		
FSK deviation	100 Hz to 400 kHz	
Symbol rate range	100 Hz to 20 kHz	$1 \leq B^1 \leq 20$
	20 to 50 kHz	$1 \leq B \leq 8$
	50 to 100 kHz	$1 \leq B \leq 4$
Accuracy	± 4%	Nominal
Displayed resolution	0.01 Hz	

1.  $B$  is the ratio of frequency deviation to symbol rate (deviation/rate)



## Specifications (continued)

Option specifications (continued)		Supplemental information
<b>Time-gated spectrum analysis (Option TMG)</b>		
Gated sweep		
Span range	Any span	
RBW range	> = 1 kHz	VBW is fixed and equal to RBW <sup>1</sup>
Gate delay range	12 μs to 10 s	200 ns resolution
Gate length range	84 μs to 10 s	200 ns resolution
Gate sources	External	
	Periodic timer	Sync sources include free and external Period: 0 to 20.0 s (It should be greater than gate delay plus gate length) Offset: -5 to +5 s
<b>Cable and antenna test (Option CA7)</b>		
Frequency range	5 MHz to 7 GHz	
Frequency resolution	100 kHz	
Output power	-4 to +2 dBm	Nominal
Measurement speed	2 s (full span 5 MHz to 7 GHz)	
Number of data points	461	
Directivity of calibrator	> 40 dB	N9311X-201 mechanical OSL calibrator
Return loss		
Range	0 to 60 dB	
Accuracy	$A = 20 \times \log_{10} (1.1 + 10^{-(D-RL)/20}) + 0.016 \times 10^{-(RL/20) + 10^{-(3+RL/20)}}$	Nominal, after average
	D: Directivity of calibrator RL: Return loss value of DUT	
Resolution	0.01 dB	
Voltage standing wave ratio (VSWR)		
Range	1 to 65	
Resolution	0.01	
Accuracy	Refer to return loss accuracy	
Cable loss		
Range	0 to 30 dB	
Resolution	0.01 dB	
Distance-to-fault (DTF)		
Vertical range	0 to 60 dB	Return loss
	1 to 65	VSWR
Range	(Number of data points - 1) x resolution	Number of data points = 461
Resolution (meter)	$(1.5 \times 10^8) \times (V_p)/(f_2 - f_1)$ Hz	$V_p$ is the cable's relative propagation velocity $f_2$ is the stop frequency $f_1$ is the start frequency
Immunity to interference		
On-channel	+17 dBm	Nominal
On-frequency	-5 dBm	Nominal

1. For efficiency and convenience, RBW is restricted to be equal to or greater than 1 kHz and VBW is restricted to be equal to RBW.

## Specifications *(continued)*

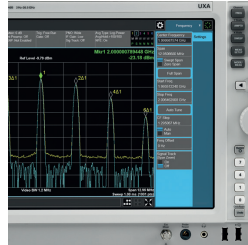

Option specifications (continued)		Supplemental information
<b>Built-in GPS receiver and GPS antenna (Option GPS)</b>		
GPS information tagging	Longitude, latitude, and altitude	
GPS antenna	Built-in	
Frequency accuracy with GPS on	± 50 ppb	
External GPS antenna connector	SMA-F	External GPS antenna, N934xC-GPA, is offered as an optional accessory
<b>USB peak and average power sensor support (Option PWP)</b>		
Power sensor supported	Keysight U2020 X-series USB peak and average power sensor	
Frequency range	50 MHz to 40 GHz	Sensor dependent
Peak power dynamic range	-30 to +20 dBm	
<b>USB average power sensor support (Option PWM)</b>		
Power sensor supported	Keysight U2000 Series USB power sensor	
Frequency range	9 kHz to 24 GHz	Sensor dependent
Dynamic range	-60 to +44 dBm	Sensor dependent
<b>Security features (Option SEC)</b>		
Security erase	Erase the entire user flash memory by writing single character "1" over all memory locations	Non-recoverable
Port control	Disable/enable LAN port or USB port	
<b>Task planner for test automation (Option TPN)</b>		
Task plan execution mode	Auto, manual, and manual if fail	
Task plan file	.TPN	Complementary task plan editor is available with HSA PC software
Number of tasks	Maximum 20 in a single .TPN file	
Measurements supported	Regular spectrum analysis and power suite (channel power, ACPR, and OBW)	

Visit [www.keysight.com/find/taskplanner](http://www.keysight.com/find/taskplanner) for more information.

## Specifications *(continued)*

Option specifications (continued)		Supplemental information	
<b>Baseband input (Option BB1)</b>			
Frequency range	9 kHz to 12 MHz, usable to 3 kHz		
Frequency span	100 Hz to 11.997 MHz		
Frequency resolution	1 Hz		
Measurement range	9 kHz to 2 MHz	Displayed average noise level (DANL) to +10 dBm	
	2 MHz to 12 MHz	Displayed average noise level (DANL) to +20 dBm	
Overall amplitude accuracy	9 kHz to 100 kHz	± 2.5 dB	20 to 30 °C, 30 to 70% RH, peak detector, preamp off, input signal -50 to 0 dBm, 95% percentile
	100 kHz to 12 MHz	± 1.5 dB	
	Normalized to 1 Hz	Minimum RBW	
Displayed average noise level	9 kHz to 100 kHz, nominal -145 dBm	9 kHz to 100 kHz, nominal -135 dBm	RMS detector, trace averaging > 40, 0 dB input attenuation, input terminated 50 Ω, reference level < -35 dBm
	100 kHz to 12 MHz, -155 dBm, typical -158 dBm	100 kHz to 12 MHz, -145 dBm, typical -148 dBm	
Phase noise	10 kHz nominal -118 dBc/Hz		Center frequency 10 MHz
	30 kHz nominal -120 dBc/Hz		
	100 kHz nominal -127 dBc/Hz		
	> 200 kHz nominal -130 dBc/Hz		
Residual responses	< -120 dBm nominal	9 kHz to 12 MHz	
Second harmonic distortion	< -55 dBc nominal	Input frequency > 100 kHz, mixer signal level at -30 dBm, input attenuation 0 dB, preamp off, reference level -30 dBm, 20 to 30 °C	
Third order intermodulation distortion	< -55 dBc nominal	Two -20 dBm tones at input mixer, spaced by 100 kHz, input attenuation 0 dB, preamp off, reference level ≥ -20 dBm, 20 to 30 °C	
VSWR	< 2.0:0 nominal	10 or 20 dB attenuation, 300 kHz to 12 MHz	

From Hewlett-Packard through Agilent to Keysight  
 For more than 75 years, we've been helping you unlock measurement insights.  
 Our unique combination of hardware, software and people can help you reach  
 your next breakthrough. **Unlocking measurement insights since 1939.**



For more information on Keysight Technologies' products, applications or services, please contact your local Keysight office. The complete list is available at: [www.keysight.com/find/contactus](http://www.keysight.com/find/contactus)

**Americas**

Canada (877) 894 4414  
 Brazil 55 11 3351 7010  
 Mexico 001 800 254 2440  
 United States (800) 829 4444

**Asia Pacific**

Australia 1 800 629 485  
 China 800 810 0189  
 Hong Kong 800 938 693  
 India 1 800 11 2626  
 Japan 0120 (421) 345  
 Korea 080 769 0800  
 Malaysia 1 800 888 848  
 Singapore 1 800 375 8100  
 Taiwan 0800 047 866  
 Other AP Countries (65) 6375 8100

**Europe & Middle East**

Austria 0800 001122  
 Belgium 0800 58580  
 Finland 0800 523252  
 France 0805 980333  
 Germany 0800 6270999  
 Ireland 1800 832700  
 Israel 1 809 343051  
 Italy 800 599100  
 Luxembourg +32 800 58580  
 Netherlands 0800 0233200  
 Russia 8800 5009286  
 Spain 800 000154  
 Sweden 0200 882255  
 Switzerland 0800 805353  
 Opt. 1 (DE)  
 Opt. 2 (FR)  
 Opt. 3 (IT)  
 United Kingdom 0800 0260637

For other unlisted countries:  
[www.keysight.com/find/contactus](http://www.keysight.com/find/contactus)  
 (BP-04-23-15)

**myKeysight**



[www.keysight.com/find/mykeysight](http://www.keysight.com/find/mykeysight)  
 A personalized view into the information most relevant to you.

**Three-Year Warranty**

[www.keysight.com/find/ThreeYearWarranty](http://www.keysight.com/find/ThreeYearWarranty)  
 Keysight's commitment to superior product quality and lower total cost of ownership. The only test and measurement company with three-year warranty standard on all instruments, worldwide.



**Keysight Assurance Plans**

[www.keysight.com/find/AssurancePlans](http://www.keysight.com/find/AssurancePlans)  
 Up to five years of protection and no budgetary surprises to ensure your instruments are operating to specification so you can rely on accurate measurements.



[www.keysight.com/go/quality](http://www.keysight.com/go/quality)

Keysight Technologies, Inc.  
 DEKRA Certified ISO 9001:2008  
 Quality Management System



**Keysight Channel Partners**

[www.keysight.com/find/channelpartners](http://www.keysight.com/find/channelpartners)  
 Get the best of both worlds: Keysight's measurement expertise and product breadth, combined with channel partner convenience.

[www.keysight.com/find/N9342C](http://www.keysight.com/find/N9342C)  
[www.keysight.com/find/hsa-videos](http://www.keysight.com/find/hsa-videos)